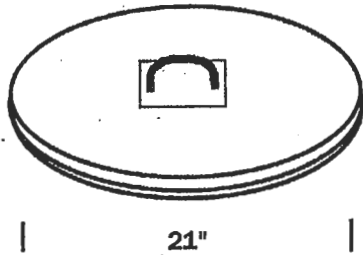





RISER BLOCK

Riser Block Accepts Septic Tank Cover

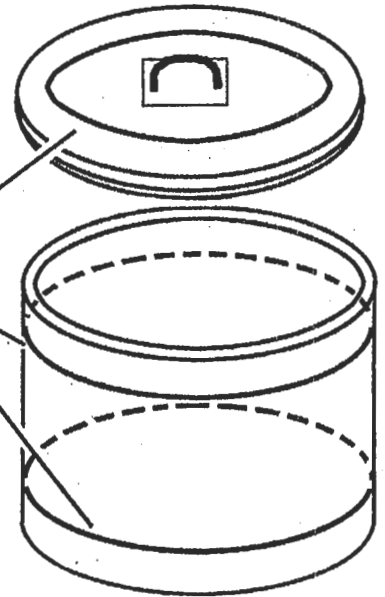


| | | |
|--------------------|-----|-----------------|
| RISER BLOCK | | |
| ITEM # W4•002 | 12" | WEIGHT: 150 lb. |
| W4•003 | 18" | WEIGHT: 220 lb. |
| W4•004 | 24" | WEIGHT: 300 lb. |



12", 18", 24"

10 mm REINFORCING



- SPECIFICATIONS:**
- 5000 PSI at 28 days
 - Air entraining: 5-7%
 - 10 mm reinforcing as shown

NOTES: • Provides easy access to septic tank (shown below)

