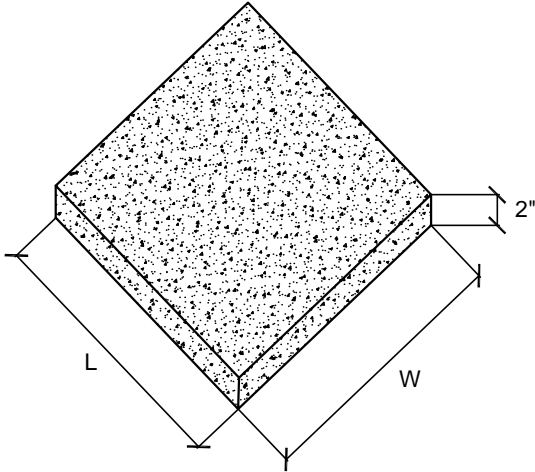


## WALKSTONES

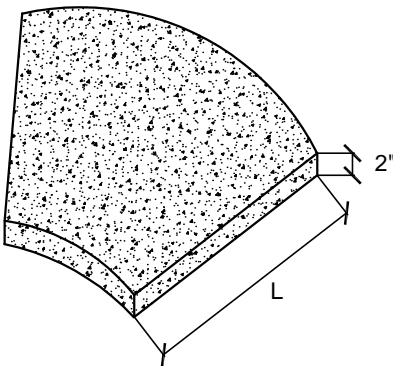


WALKSTONES

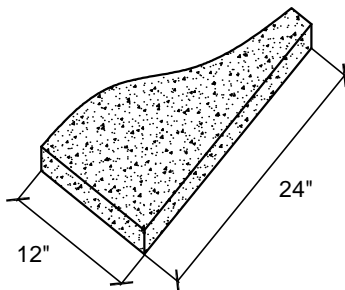
DESCRIPTION	THICKNESS	WEIGHT	ITEM #
12" x 24" x 2" WALKSTONE	2"	50LB	R2.001
12" x 30" x 2" WALKSTONE	2"	60LB	R2.002
18" x 18" x 1.5" WALKSTONE	1.5"	55LB	R2.003
24" x 24" x 2" WALKSTONE	2"	100LB	R2.004
24" x 24" x 2" REINFORCED	2"	100LB	R2.005
24" x 30" x 2" WALKSTONE	2"	120LB	R2.006
24" x 30" x 2" REINFORCED	2"	120LB	R2.007
24" x 2" CORNERSTONE	2"	80LB	R2.008
30" x 2" CORNERSTONE	2"	95LB	R2.009
24" x 2" REDUCER STONE	2"	30LB	

**SPECIFICATIONS:**  
 5000 psi AT 28 DAYS  
 5-7% AIR ENTRAINING  
 REINFORCING AS NOTED

**NOTES:** VARIOUS SIZES OF WALKSTONES MAY BE COMBINED TO PROVIDE A VERY ATTRACTIVE, FUNCTIONAL WALKWAY, PATIO, ETC.  
 OPTIONAL REINFORCEMENT- 2" x 2" x 14 GAUGE WIRE MESH



CORNER STONES



REDUCERS

